

FACTSHEET

Performance Returns

The SPARX OneAsia Long Short UCITS Fund returned 1.08% in the month of July.

Investment Objective & Strategy

The investment objective of the fund is to maximise risk-adjusted returns regardless of the market cycle by investing in equity within Asia including Japan. The strategy aims to capitalize on Asia's growth dynamics by identifying potential winners and losers through bottom-up fundamental research.

Market Commentary

During the month, one of the top positive contributors was our long position in YY Inc (YY US). YY is one of the largest live video streaming platform in China. During 1Q17, (1) YY Live (music and entertainment live streaming platform, 74% of revenue) grew by 35% yoy to US\$250mn revenue with 30mn MAU (Monthly Active Users) and 3.5mn paid users at US\$71 quarterly average spending primarily from tipping performers; and (2) HUYA (one of YY's subsidiaries that broadcasts live video games, 17% of revenue) grew by 225% yoy in 1Q17 (versus 122% yoy in 2016) to US\$57mn with 32mn MAU and 2.4mn paid users at US\$24 quarterly average spending via tipping, subscription and advertisements.

Despite a moderate growth outlook (20% yoy) from YY Live, we committed to this company late last year on the back of (1) burgeoning growth option from HUYA and (2) attractive valuation on robust cash flow.

HUYA is the second biggest e-sport video live streaming platform with estimated market share of 30% in China in 2016. E-sport is booming globally and with the absence of Twitch (owned by AMAZON) and YouTube Gaming in China, a few local players will likely continue to benefit from the industry's growth. With growth in scale, HUYA's profitability is improving with OPM from -70% in 2016 to -11% in 1Q17. The company expect HUYA to be at breakeven in 4Q17.

YY generates US\$400mn operating cash flow and +US\$300mn free cash flow (FY17E) with limited capex requirement. The market cap of US\$4bn we believe is still undervalued with a 25~30% revenue growth outlook. We expect earnings and cash flow to grow faster with the help of margin improvement on HUYA's profitability turnaround.

USD Institutional Class UCITS Performance

	Jan	Feb	Mar	Apr	May	Jun	Jul	Aug	Sept	Oct	Nov	Dec	Y-T-D
2017	1.26%	-1.82%	3.07%	1.03%	4.18%	0.18%	1.08%	-	-	-	-	-	9.23%
2016	-1.66%	0.81%	-0.08%	2.79%	-0.10%	-1.86%	-0.20%	3.32%	-1.56%	0.19%	-2.07%	-1.51%	-2.09%
2015	-	-	-	-	-	-	-	-	-0.51%	0.87%	0.50%	-1.08%	-0.23%

The performance figures quoted above represent the performance of the SPARX OneAsia Long Short UCITS Fund since launch on 17th September 2015. These performance figures refer to the past and past performance is not a guarantee of future performance or a reliable guide to future performance.

SPARX OneAsia Long Short Representative Strategy

	Jan	Feb	Mar	Apr	May	Jun	Jul	Aug	Sept	Oct	Nov	Dec	Y-T-D
2015	0.07%	1.36%	1.59%	-0.11%	-1.43%	1.02%	4.57%	-3.11%	-	-	-	-	-
2014	-	-	-	-	-	0.41%	1.78%	0.92%	-1.19%	2.27%	0.90%	0.68%	5.88%

The above performance pertains to the performance since inception of the SPARX OneAsia Long Short Representative Strategy and is not of the SPARX OneAsia Long Short UCITS Fund. UCITS Funds have to abide by onerous investment restrictions and consequently the performance of the SPARX OneAsia Long Short UCITS Fund may not be similar to that presented above. These performance figures refer to the past and past performance is not a guarantee of future performance or a reliable guide to future performance.

Risk Metrics (% of NAV)

Long Exposure	84.49%
Short Exposure	-27.47%
Index Hedge	-42.20%
Gross Exposure	154.17%
Net Exposure	14.82%
No of Longs	21
No of Shorts	14

Historical Risk Metrics[^]

Annualised Return	5.50%
Annualised Volatility	6.03%
Sharpe	0.84
Sortino	1.25
Beta	0.26

[^]The above historical risk metrics pertain to the daily statistics since inception of the SPARX OneAsia Long Short Representative Strategy, merged with the statistics of combined share classes SPARX OneAsia Long Short UCITS Fund from 1st September 2015 to 30th December 2016.

1. Arithmetic means of 1 Month USD LIBOR interest rate was used as the Risk Free Rate of returns for the calculation period.
2. Downside deviation refers to standard deviation of negative daily returns during the period.

THE MANAGER



Hak Kim is the portfolio manager for the SPARX OneAsia Long Short UCITS Fund. He has over 15 years of experience in the fund management business and is responsible for coordinating SPARX's fundamental research

activities across Asia. Prior to becoming a founding member of the OneAsia team, Mr. Kim was a portfolio manager at SPARX's Korean subsidiary where he ran a Korea long short fund. Before this, he was an analyst covering various sectors and also played a key role in creating the firm's investment outlook and strategy. Mr. Kim holds a B.A. in Business Administration from Seoul National University and attended an MBA program in International Finance at the graduate school of Seoul National University. He is a CFA charter holder.

FUND FACTS

Structure	UCITS Fund
Domicile	Ireland
Liquidity	Weekly
Fund AUM	\$11.3 million
Firm AUM	\$9.3 billion
Inception	17 th September, 2015
Share Class	Institutional/Institutional Pooled
Currency	EUR/GBP/CHF/USD
Mgt. Fee	1.50%
Perf. Fee	15%
Min Init. Sub.	1,000,000
ISIN Codes	EUR: IE00BYMVZK37/IE00BYMVZX65 USD: IE00BYMVZW58/IE00BYMWOS95 CHF: IE00BYMVZN67/IE00BYMWOP64 GBP: IE00BYMVZL44/IE00BYMVZZ89
Share Class	Institutional Founder/Retail Pooled
Currency	EUR/GBP/CHF/USD
Mgt. Fee	1.00%/2.00%
Perf. Fee	10%/15%
Min Init. Sub.	10,000,000/10,000
ISIN Codes	EUR: IE00BZ03QD85/IE00BYQF1X69 USD: IE00BZ03QH24/IE00BYQF2000 CHF: IE00BZ03QG17/IE00BYQF1Z83 GBP: IE00BZ03QF00/IE00BYQF1Y76

Composition of UCITS Fund

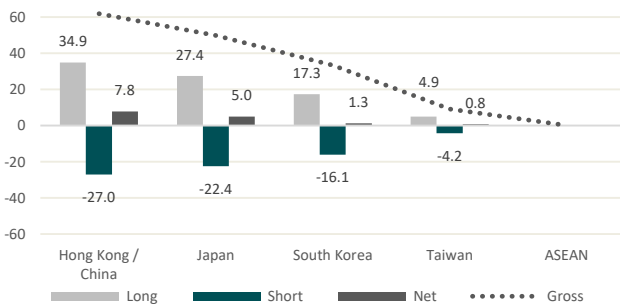
Top 5 Longs (% of NAV)

Weibo	6.52%
Tencent	5.53%
JD.com	5.52%
Nidec	5.15%
Haier	4.81%
TOTAL	27.54%

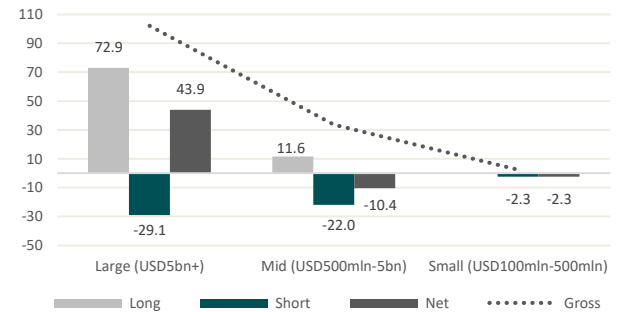
Top 5 Shorts (% of NAV)

Japanese DSLR Manufacturer	-2.91%
Korean Brewer	-2.78%
Chinese Pharma	-2.46%
Japanese Retailer	-2.41%
Japanese Language School	-2.40%
TOTAL	-12.95%

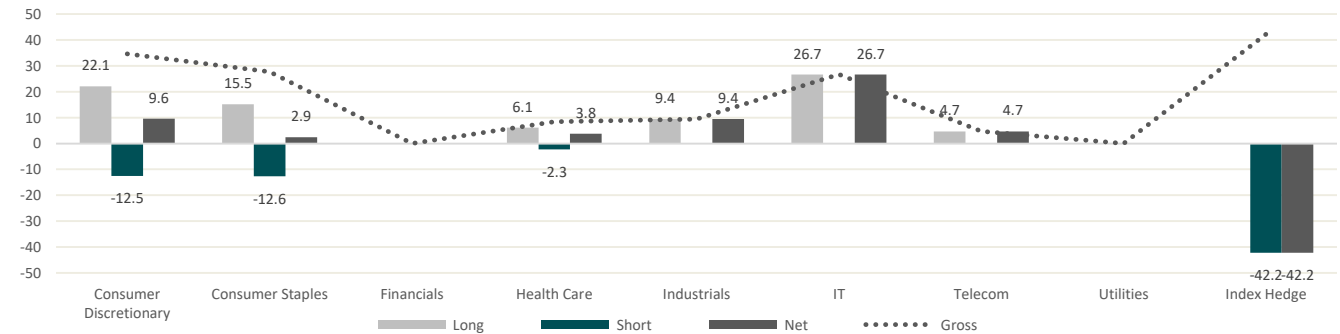
Geographic Analysis (% of NAV)



Market Cap Analysis (% of NAV)



Sector Analysis (% of NAV)



Contact Details

Investor Contact

ML Capital Ltd
29 Farm Street
London, W1J 5RL, UK
T: +44 20 3709 4510
info@mlcapital.com

Investment Manager

ML Capital Asset Management Ltd
23 St. Stephens Green
Dublin 2, Ireland
T: +353 1 533 7020
info@mlcapital.com

Sub Investment Manager

SPARX Asia Investment Advisors Ltd
6/F ICBC Tower, 3 Garden Road
Central, Hong Kong
T: +852 3102 7519
jay.lee@sparxgroup.com.hk

Disclaimer

Risk Warning: Past performance is not a reliable indicator of future results, prices of investments and the income from them may fall as well as rise. Investments in equities are subject to market risk and, potentially, to exchange risk. The SPARX OneAsia Long Short UCITS Fund (the "Fund") may use higher leverage and financial derivative instruments as part of the investment process. The distribution of this report does not constitute an offer or solicitation. Any investment in the Fund should be based on the full details contained in the Fund's Supplement Prospectus and Key Investor Information Documents which together with the Montlake UCITS Platform Prospectus may be downloaded from the MontLake website (www.montlakeucits.com). Information given in this document has been obtained from, or based upon, sources believed by us to be reliable and accurate although neither ML Capital nor SPARX Asia Investment Advisors Limited accepts liability for the accuracy of the contents. SPARX Asia Investment Advisors Ltd is authorised and regulated by the SFC. ML Capital does not offer investment advice or make recommendations regarding investments. The Manager of the Fund is MLC Management Ltd, a company regulated by the Central Bank of Ireland. The MontLake UCITS Platform ICAV is registered and regulated as an open-ended Irish collective asset-management vehicle with segregated liability between sub-Funds formed in Ireland under the Irish Collective Asset-management Vehicles Act 2015 and authorised by the Central Bank as a UCITS pursuant to the UCITS Regulations. ML Capital Asset Management Ltd is regulated by the Central Bank of Ireland. This notice shall not be construed as an offer of sale in the Fund. This notice shall not be construed as an offer of sale in the SPARX OneAsia ARS Fund or in any other fund managed or advised by SPARX Asia Investment Advisors Ltd.

Issued and approved by ML Capital Asset Management Ltd. Authorised and Regulated by the Central Bank of Ireland