

FACTSHEET

THE MANAGER

Performance Returns

The North MaxQ Macro UCITS Fund (USD Inst. Class) return for the February 2015 period (January 28th to February 25th) was **2.22%** bringing the year-to-date return to 0.33%.

Fund Overview

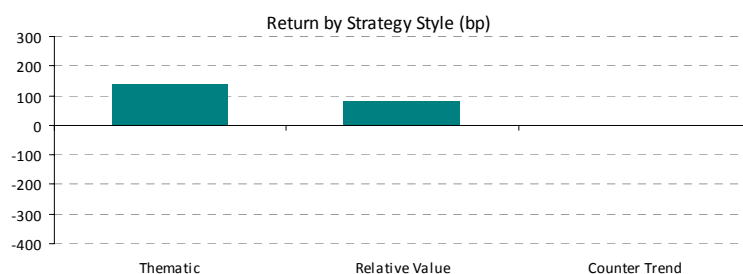
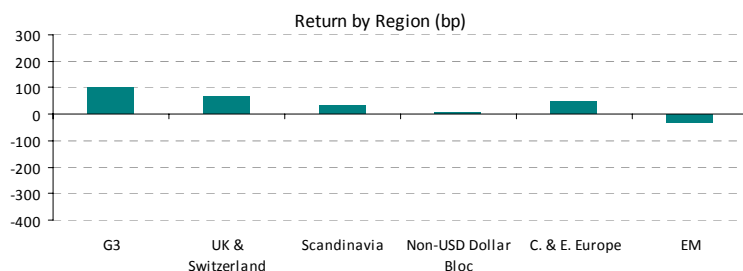
The North MaxQ Macro UCITS Fund is a global macro fund that seeks to generate absolute positive returns over a market cycle that is uncorrelated to other global macro managers, the broad fund universe and primary interest rate, foreign exchange and equity indices. The investment manager identifies micro-economic and country specific imbalances to develop views and corresponding trading strategies. These strategies provide a diverse source of alpha and are expressed through thematic, relative value and counter-trend exposures. The exposures are constructed to offer the best asymmetric payoff, while minimising expected correlations and providing protection against downside gap-risk. The investment manager prefers to take risk across a number of different strategies. Risk is monitored in real-time at the strategy and portfolio level and individual strategy stop-loss limits are established at the inception of each trade.

Monthly Market Commentary

Markets in February were characterized by renewed optimism in global growth prospects and the conviction that political developments in Greece would have a limited impact on the Eurozone's prospects and as a result equity markets rallied and bond markets reversed the gains seen in January. Data out of the Eurozone continued to be constructive and suggests a cyclical upswing, which should continue for the next few quarters. Similarly data out of the US was also overall positive and in particular non-farm payrolls which substantially exceeded consensus expectations. Emerging markets as a whole continued to underperform on the back of poor portfolio flows and underwhelming data releases. During February the Fund gained from several positions, with the most prominent being our interest rate exposures in the UK, US and Czech Republic; our long Eurozone Equity Indices versus shorts in the US and EM; and our long Irish versus French Government Bonds. Our main strategies going into March are largely unchanged from February.

Performance Attribution

Returns in February were generally broad based, though our position in long European equity indices partly against shorts in other indices contributed significantly to our positive returns. Out of a total of 36 strategies that were active during the month of February, 21 had a positive return, 9 had a negative return and 6 were essentially flat. 6 strategies were added and 3 were closed. The figures below show the performance attribution across different regions and by strategy style.



Nick D'Onofrio is a Co-Founder, Managing Partner and Chief Executive Officer at North Asset Management. Nick has over 20 years of experience within the industry.

Nick is a former Executive

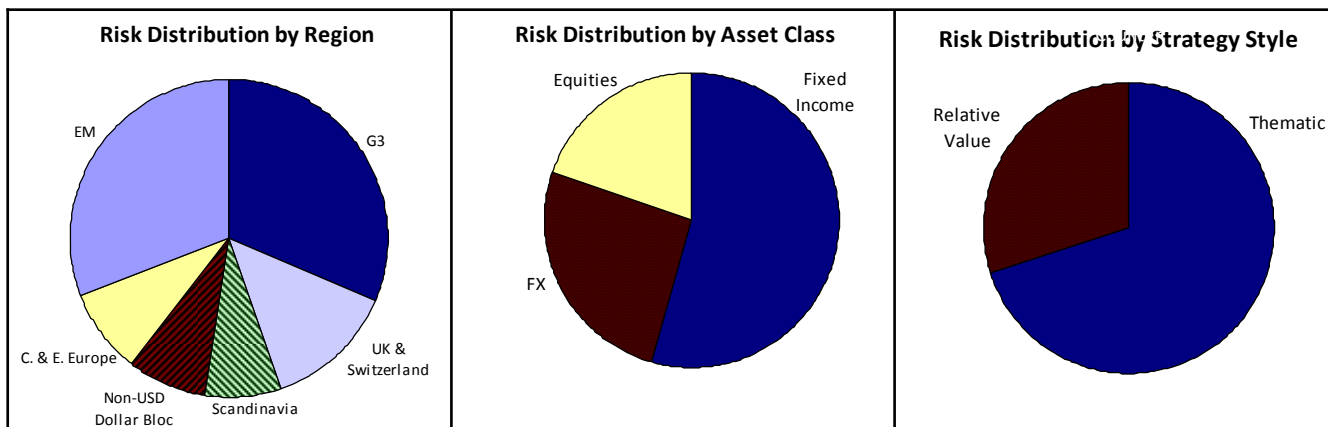
Director at Morgan Stanley within the Finance Department and headed the credit risk team that focused on managing the inherent risk in the broad array of products traded at Morgan Stanley, including fixed income, foreign exchange, equities and commodities. Prior to Morgan Stanley, Nick worked at Swiss Banking Corporation and ABN AMRO. He holds a Bachelor's degree from Harvard University.

FUND FACTS

Structure	UCITS Fund
Domicile	Ireland
Liquidity	Weekly
Fund AUM	\$191.0m
Share Class	Institutional/Institutional Pooled
Currency	EUR/GBP/CHF/USD
Mgt. Fee	1.50%
Perf. Fee	20%
Min Init. Sub.	100,000
Inception	1st April, 2014
ISIN Codes	EUR: IE00BH3H5594/IE00BH3H5T02 GBP: IE00BH3H5Y54/IE00BH3H5X48 CHF: IE00BH3H5Z61/IE00BH3H6082 USD: IE00BH3H6421/IE00BH3H6314
Share Class	Retail Pooled
Currency	EUR/GBP/CHF/USD
Mgt. Fee	2.00%
Perf. Fee	20%
Min Init. Sub.	10,000
ISIN Codes	EUR: IE00BH3H5V24 GBP: IE00BH3H5W31 CHF: IE00BH3H6199 USD: IE00BH3H6207

Risk Distribution

As of month end, the North MaxQ Macro UCITS Fund had a Value-at-Risk (“VaR”) exposure of **0.51%** of its net asset value on a 1-day return 95% confidence level. The figures below show the risk distribution across different regions, assets and strategies:



Regions

G3: US, Eurozone, Japan

UK & Swiss: UK, Switzerland

Scandinavia: Norway, Sweden

Non-US Dollar Bloc: Canada, Australia, New Zealand

C. & E. Europe: Czech Republic, Hungary, Poland

EM: Emerging Markets

Asset Classes

Fixed Income: Sovereign bonds, interest rate swap & swaptions, inflation-linked bonds & swaps, futures, options and CDS

Foreign Exchange: FX spot, forwards and options

Equities: Equities, futures and options

Strategy Style

Thematic: Macro views seeking to exploit dislocations between fundamentals and market value

Relative Value: Perceived mis-pricings in two closely correlated assets

Counter Trend: Opportunistic directional exposures due to overextended investor positioning, deteriorating fundamental support and a breakdown in price momentum

USD Institutional Share Class*

	Jan	Feb	Mar	Apr	May	Jun	Jul	Aug	Sep	Oct	Nov	Dec	Y-T-D
2015	-1.86%	2.22%	-	-	-	-	-	-	-	-	-	-	0.33%
2014	-	-	-	-2.67%	1.50%	-0.28%	1.52%	1.86%	3.10%	0.32%	-1.00%	-6.08%	-2.04%

*The performance figures quoted above represent the performance of the North MaxQ Macro UCITS Fund – USD Institutional Class. The table shows month-on-month performance since its launch on 1st April 2014. Month-on-month performance is measured with respect to the last Wednesday of each calendar month. These performance figures refer to the past and past performance is not a guarantee of future performance or a reliable guide to future performance.

Contact Details

Investor Contact

North Asset Management- Charlotte Hervouet

50 Hans Crescent

London

T: +44 20 7590 7601

ch@north-int.com

Investment Manager

ML Capital Asset Management Ltd

26 Fitzwilliam Street Upper

Dublin 2, Ireland

T: +353 1 535 0912

info@mlcapital.com

Sub Investment Manager

North Asset Management

50 Hans Crescent

London

T: +44 20 7590 7600

info@northllp.com

Disclaimer

Past performance is not a reliable indicator of future results, prices of investments and the income from them may fall as well as rise. Investments in equities are subject to market risk and, potentially, to currency exchange rate risk. The North MaxQ Macro UCITS Fund (the “fund”) may use financial derivative instruments as a part of the investment process. The distribution of this report does not constitute an offer or solicitation. Any investment in the Fund should be based on the full details contained in the Fund’s Supplement Prospectus and Key Investor Information Documents which together with the MontLake UCITS Platform Prospectus may be downloaded from the MontLake website (www.montlakeucits.com). Information given in this document has been obtained from, or based upon, sources believed by us to be reliable and accurate although ML Capital does not accept liability for the accuracy of the contents. ML Capital does not offer investment advice or make recommendations regarding investments. The Investment Manager and Promoter of the Fund is ML Capital Asset Management Ltd, a company regulated by the Central Bank of Ireland. The MontLake UCITS Platform plc. is registered and regulated in Ireland as an open ended investment company with variable share capital and segregated liability between sub funds. This notice shall not be construed as an offer of sale in the Fund.

Issued and approved by ML Capital Asset Management Ltd. Authorised and Regulated by the Central Bank of Ireland