

G10 Blueglen Equita Total Return Credit UCITS Fund

Multi Strategy European Credit

December 2019

Performance Returns

The G10 Blueglen Equita Total Return Credit UCITS Fund returned 0.91% for the month of December (EUR A2 Pooled Class) giving a net return since launch on 20th July 2018 of 7.11%.

UCITS Performance

G10 Blueglen Equita Total Return Credit Fund- EUR Class A2 Pooled including Dividends⁽ⁱ⁾

	Jan	Feb	Mar	Apr	May	Jun	Jul	Aug	Sept	Oct	Nov	Dec	Y-T-D
2018							-0.15%	-0.47%	0.77%	-0.71%	-1.78%	-1.05%	-3.34%
2019	1.26%	1.02%	1.92%	1.61%	-0.34%	1.95%	0.91%	0.78%	-0.40%	0.47%	0.28%	0.91%	10.83%
Estimated net class yield ⁽ⁱⁱ⁾	4.25%												

G10 Blueglen Equita Total Return Credit Fund- USD Class C2 Pooled including Dividends⁽ⁱ⁾

	Jan	Feb	Mar	Apr	May	Jun	Jul	Aug	Sept	Oct	Nov	Dec	Y-T-D
2018							-0.05%	-0.21%	0.92%	-0.49%	-1.49%	-0.77%	-2.07%
2019	1.53%	1.24%	1.97%	1.83%	-0.09%	2.19%	1.09%	1.00%	-0.22%	0.71%	0.44%	1.14%	13.58%
Estimated net class yield ⁽ⁱⁱ⁾	6.40%												

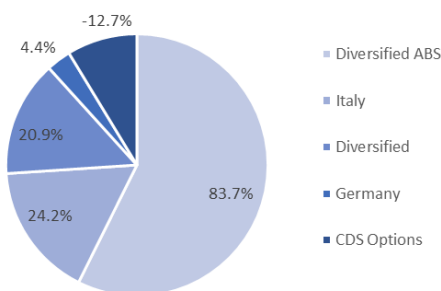
- i. The performance figures quoted above represent the performance of the G10 Blueglen Equita Total Return Credit UCITS Fund since launch on the 20th July 2018. These performance figures refer to the past and past performance is not a reliable guide to future performance. Investments other than the base currency of the fund may be subject to exchange rate fluctuations.
- ii. The EUR share class estimated net yield is calculated using a weighted average of month end yields and spreads from Bloomberg, Markit and trading counterparties for credit assets, current interest rates for cash and financing positions, as well as option premium spent amortised over the life of the Fund, further adjusted for estimated fees and expenses. This share class yield is adjusted by the interest differentials from the latest executed share class hedges to calculate the corresponding estimated USD share class yields.

Fund Statistics

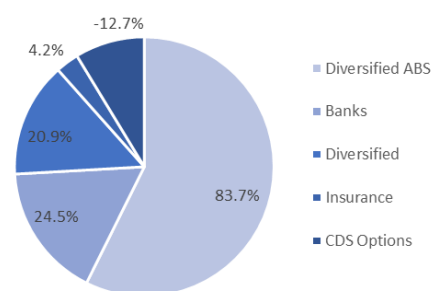
	Fund Performance (Class C2 USD)	Fund Performance (Class A2 EUR)
MTD	1.14%	0.91%
YTD	13.58%	10.83%
ITD	11.21%	7.11%

Risk Stats	% NAV
Long Credit Exposure	133.2%
Net Credit Exposure	120.5%

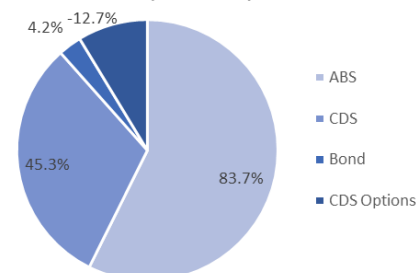
Credit Exposure by Country



Credit Exposure by Industry



Credit Exposure by Instrument



Gross Contribution by Instrument

Instrument	Contribution
ABS	0.58%
Bond	0.07%
Single Name CDS	0.20%
Index CDS	0.37%
Cash/Funding/Hedging	-0.26%

The Advisor and Distributor



Chris Goekjian

Co-Founder and Director

Chris is considered by his peers one of the preeminent players in the financial derivatives world of the last 20 years. At 26 years old he was made a Managing Director and at 33 he was running CSFP when Allen Wheat became CEO of CS First Boston.

He went on to found Alledge Capital in 2001, an alternative asset manager focusing on fund of fund strategies, which he later sold to Cheyne Capital.

After 7 years as Chief Investment Officer of Cheyne Capital, Chris decided to retire from Cheyne in April 2016 and in late 2016 Chris decided to team up with his old colleague and close friend, Guglielmo. Together, they founded Blueglen Investment Partners Limited to focus on Alternative Credit Strategies.

Guglielmo Sartori di Borgoricco

Co-Founder and Director

After obtaining his International Economics degree from Bocconi University in Milan, Guglielmo ("G") joined Midland Montagu where he became one of the early pioneers of the swaps and derivatives markets, trading swaps and options, working in London, Madrid and Tokyo.

Upon his return to London, G was head hunted by the nascent Credit Suisse Financial Products. He went on to become Head of Southern Europe and co-head of Distribution for Credit Suisse.

In 2004 he was recruited by Bob Diamond at Barclays. G ran Global Distribution and oversaw the creation of an internal asset manager, Barclays Capital Funds Solution, that grew to USD 5 billion of AUM from institutions and SWF.

G left Barclays in 2013. In the following 3 years, focussing on investing his own capital in credit strategies. After the summer of 2016, G got together with his old colleague and close friend Chris Goekjian and founded Blueglen Investment Partners.

Fund Facts

Structure	UCITS Fund
Domicile	Ireland
Liquidity	Weekly
Fund AUM	€39.3 million
Inception	20 th July 2018

Share Class	Base Class Shares
Currency	EUR/USD/CHF/GBP
Mgt. Fee	1.00%
Perf. Fee	10.00%
Min Init. Sub.	100,000
ISIN Codes	EUR Class A Pooled: IE00BD93F493 GBP Class B Pooled: IE00BD93F501 USD Class C Pooled: IE00BD93F618 CHF Class D Pooled: IE00BD93F725

Share Class	Institutional Class Shares
Currency	EUR/USD/CHF/GBP
Mgt. Fee	0.75%
Perf. Fee	10.00%
Min Init. Sub.	5,000,000
ISIN Codes	EUR Class A2 Pooled: IE00BD93FD85 GBP Class B2 Pooled: IE00BD93FF00 USD Class C2 Pooled: IE00BD93FG17 CHF Class D2 Pooled: IE00BD93FH24

G10 Blueglen Equita Total Return Credit UCITS Fund

Multi Strategy European Credit

December 2019

Investment Objective & Strategy

The Blueglen Equita Total Return Credit Fund "BETR" follows a fundamental research-driven investment process which identifies opportunities in European credit markets. The investment strategy is focused on harvesting excess return from European Structured Finance Markets (ABS) and European Credit (Corporate and Financials, Credit Derivatives) across their respective capital structures.

We aim to generate an initial portfolio yield of approximately 3.5% net of fees in EUR and a target return of 5-6% pa by purchasing securities as described above and enhancing the return by entering into financing transactions (repurchase agreements) with top tier global banks, such as JPMorgan, Barclays, BNP Paribas. Net credit exposure is anticipated to be in the range of 100-150%.

Our shorts will be expressed via an option program on credit indices (Main and Crossover).

Market Commentary

Global markets have continued to rise in December (S&P 500 +2.86% and Eurostoxx600 +2.06%), fuelled by the USA-China "Phase One" trade deal and by the outcome of the UK election which, following Boris Johnson's win, has reduced the political uncertainty caused by Brexit. Reduced uncertainty, the decision to confirm accommodative monetary policies and the large amount of liquidity injected into the market by the Central Banks have been the key drivers of market performance.

During her inaugural speech, ECB chief Lagarde confirmed that reference rates will be kept at, or below, current levels until the inflation outlook begins to converge to the target level of "close to, but below 2%", QE bond-buying will "continue for as long as necessary" and reinvestment of maturing bonds will continue for some time after reference rates begin to rise. US Treasury bond and German Bund yields rose by 14bps and 17bps to 1.92% and -0.19% respectively. The BTP-Bund spread is substantially unchanged at 160bps. In the Eurozone, the PMI composite index was higher than expected in line with GDP growth of 0.2% QoQ.

European credit markets tracked the performance in equities as the Itraxx Europe Main index tightened 3,5bps tighter to 44bps and the Itraxx Crossover index tightened by 13.7bps to 207bps. From a fund flows' perspective, Euro IG funds experienced an inflow of EUR 1.2bn (0.5% of AUM) and Euro HY funds experienced an inflow of EUR 678m (0.9% of AUM).

The CLO market was more positive this month as new issue volume dried up for the year and investors were attracted by the relative value of CLOs versus other credit instruments that has been developing during the year. Looking forward, we would expect this trend to continue in 2020. We also believe that new issuance volume in 2020 will be below that of 2019 due to the challenging arbitrage situation and the difficulty of sourcing loan assets. This should provide further impetus for spreads to tighten.

In terms of the Fund's portfolio, our Subordinated Index positions outperformed on the month, following the move tighter in the Itraxx Main index. Within our Subordinated Financial CDS positions, Deutsche Bank was the key outperformer although other names also rallied on the back of the favourable market sentiment. We took advantage of the favourable sentiment around the general election to close out our remaining UK Bank exposure. Our CLO positions also contributed positively to performance.

The Fund EUR A2 share class was up 0.91% on the month while the C2 USD share class was up 1.14% with a corresponding net 4.25% yield in Euros and 6.40% net in USD.

Share Class	Type	ISIN	NAV*	MTD%*	Estimated Class Yield %
Class A EUR	Distributing	IE00BD93F493	104.39	0.89%	4.03%
Class A2 EUR	Distributing	IE00BD93FD85	104.58	0.91%	4.25%
Class B2 GBP	Distributing	IE00BD93FF00	106.23	0.99%	5.36%
Class C2 USD	Distributing	IE00BD93FG17	108.64	1.14%	6.40%
Class A3 EUR	Accumulating	IE00BD93FJ48	106.72	0.89%	4.03%
Class D3 CHF	Accumulating	IE00BD93FM76	106.36	0.84%	3.76%

*NAV figures above are shown after dividends have been paid on Distributing Share Classes (currently 239c inception to date). MTD% performance figures are adjusted for dividend payments.

Contact Details

Investor Contact

MontLake Funds (UK) Ltd
Park House, 116 Park Street
London, W1K 6AF
T: +44 20 3709 4510
investorrelations@montlakefunds.com

Management Company

MontLake Management Ltd
23 St. Stephen's Green
Dublin 2, Ireland
T: +353 1 533 7020
investorrelations@montlakefunds.com

Investment Manager

G10 Capital Limited
134 Buckingham Palace Rd
London, SW1W 9SA
T: +44 207 305 5810
london@lawsonconner.com

Investment Advisor/Distributor

Blueglen Investment Partners Ltd
9 Stratford Place
London W1C 1AZ
T: +44 203 327 2380
info@blueglen.co.uk

Distributor

Equita Capital SGR SpA
Via Turati 9, 20121
Milan, Italy
T: +39 02 62041
equita@equitasim.it

Disclaimer

RISK WARNING: Past performance is not a reliable indicator of future results, prices of investments and the returns from them may fall as well as rise. Investments in equities are subject to market risk. Changes in exchange rates may have an adverse effect on the value price or income of the product. The G10 Blueglen Equita Total Return Credit UCITS Fund (the "Fund") may use higher leverage and financial derivative instruments as part of the investment process. The distribution of this report does not constitute an offer or solicitation and this notice shall not be construed as an offer of sale in any other fund managed or advised by G10 Capital Limited or MontLake Management Limited ("ML"). Any investment in the Fund should be based on the full details contained in the Fund's Supplement Prospectus and Key Investor Information Document which together with the MontLake UCITS Platform ICAV Prospectus may be downloaded from the MontLake website (www.montlakeucits.com). Information given in this document has been obtained from, or based upon, sources believed by us to be reliable and accurate although neither ML nor G10 Capital Limited accepts liability for the accuracy of the contents. ML does not offer investment advice or make recommendations regarding investments. The Manager of the Fund is MontLake Management Ltd, a company regulated by the Central Bank of Ireland. The Investment Manager for the fund, G10 Capital Limited is authorised and regulated by the U.K. Financial Conduct Authority. The MontLake UCITS Platform ICAV is registered and regulated as an open-ended Irish collective asset-management vehicle with segregated liability between sub-Funds formed in Ireland under the Irish Collective Asset management Vehicles Act 2015 and authorised by the Central Bank as a UCITS pursuant to the UCITS Regulations. This notice shall not be construed as an offer of sale in the Fund. The state of the origin of the Fund is the Republic of Ireland. The performance data do not take account of the commissions and costs incurred on the issue and redemption of units. Authorised and Regulated by the Central Bank of Ireland

For more information visit www.montlakeucits.com