

↑ 0.70% *

Butler Credit Opportunities UCITS Fund

Long/Short European Credit

December 2019

Performance Returns

*The Butler Credit Opportunities UCITS Fund (BCO UCITS) returned 0.70% in December (EUR Institutional Class Founder ISIN: IE00BF2CW131 BB Ticker: MLBCEIF).

Investment Objective & Strategy

Butler Credit Opportunities UCITS is a long/short European Credit fund with a long term target to deliver 8-10% annualized returns while maintaining portfolio volatility below 5% over the credit cycle. The BCO UCITS Fund team uses a unique 3 step investment approach placing risk management and preservation of capital at the centre of portfolio management while constantly seeking opportunities to generate superior risk adjusted returns.

- Stage 1: With their long-standing experience in markets, the team recognizes that the portfolio Beta should always reflect the optimal level of risk in order to preserve capital or generate superior Alpha. The BCO UCITS Fund's portfolio managers systematically implement a Top-Down approach in order to determine the optimal level of risk for the portfolio.
- Stage 2: Bottom up focuses on the fundamental analysis of individual securities, assessing key financial parameters for each bond evaluating its potential as a long or short position.
- Stage 3: Portfolio construction determines the capital allocated to each strategy/position taking into account risk, liquidity, volatility, etc.

Monthly Commentary

December 2019 concluded strongly in a great year for risk assets around the globe. Thanks to benign/constructive news flow in the same vein as

November (US-China moving towards a Phase1 agreement, further evidence that the global economy stabilizes/bottoms out), Equity and HY indices reached new records highs. Yet in €HY, despite 2019 spectacular returns (c. 10% depending on the index chosen), credit spreads remain significantly above Nov'17 cyclical tight, especially in the B space. This is despite low-rated Credits having outperformed since late Oct'19 and attracting primary interest after 2 years of disaffection – for '19 as a whole, the share of Bs within new issues volumes is a record low 33%.

The BCO Fund (Inst. Founders) returned 0.70%. This decent performance reflects our decision to gradually increase the proportion of Bs, while our beta remained stable in the 60-65% range. Our credit selection also generally worked well, in particular in the Consumer & Retail sectors (longs in Victoria carpets and in Italo-Swedish Int'l Design Group, among others).

In contrast to '19, 2020 begins with demanding and unusually consensual investors views. Most participants are agreed that global growth should improve, at least during H1, and don't see any high-level concerns prompting an imminent recession risk. Early January events seem to reinforce these relaxed views: economic releases have continued to underpin the reacceleration thesis and the US-Iran crisis appears to have deescalated quickly. However, we caution that such mounting optimism makes for more fully-invested market participants. In this context we are keen to further increase our share of Bs but are comfortable with a 55-75% overall beta range.

The Manager



Fund Facts

Structure	UCITS Fund
Domicile	Ireland
Liquidity	Weekly with daily indicative NAVs
Fund AUM	€700.7m
Strategy AUM	€764.0m
Inception	15 th May 2017

Share Class	Institutional Class B Pooled Shares
Currency	EUR/CHF/USD/GBP
Mgt. Fee	1.1%
Perf. Fee	20%
Min Init. Sub.	1,000
ISIN Codes	EUR: IE00BF2CWF72/MLBCEIB CHF: IE00BF2CWH96/MLBCCIB USD: IE00BF2CWI11/MLBCUIB GBP: IE00BF2CWG89/MLBCBGI

Share Class	Retail Class Pooled Shares
Currency	EUR/CHF/USD/GBP
Mgt. Fee	1.5%
Perf. Fee	20%
Min Init. Sub.	1,000
ISIN Codes	EUR: IE00BF2CWK26/MLBCERP CHF: E00BF2CWM40/MLBCOCR USD: IE00BF2CWN56/MLBCURP GBP: IE00BF2CWL33/MLBCGRP

Butler Credit UCITS Fund Performance (EUR Institutional Class Founder)

	Jan	Feb	Mar	Apr	May	Jun	Jul	Aug	Sept	Oct	Nov	Dec	Y-T-D
2019	1.25%	1.16%	0.62%	1.07%	-0.51%	1.00%	0.52%	0.79%	0.20%	-0.54%	0.81%	0.70%	7.28%
2018	0.58%	0.16%	-0.22%	1.01%	-0.52%	-0.02%	1.07%	0.17%	0.25%	-0.18%	-0.29%	-0.58%	1.42%
2017	-	-	-	-	0.73%	-0.29%	0.53%	-0.04%	0.69%	0.91%	-0.60%	-0.18%	1.74%

The performance figures quoted above represent the performance of the Butler Credit Opportunities UCITS Fund since launch on 15th May 2017. These performance figures refer to the past and past performance is not a reliable guide to future performance.

WB Opportunities Fund Ltd Performance Class A2 USD Shares (Non-UCITS)

	Jan	Feb	Mar	Apr	May	Jun	Jul	Aug	Sept	Oct	Nov	Dec	Y-T-D
2017	0.09%	0.67%	-0.15%	0.88%	-	-	-	-	-	-	-	-	1.50%
2016	-0.38%	-0.97%	2.58%	2.02%	0.37%	-0.80%	1.21%	1.73%	-0.58%	1.01%	0.14%	1.73%	8.28%
2015	0.89%	1.69%	0.24%	0.56%	0.34%	-0.65%	0.16%	-0.78%	-0.46%	1.08%	0.67%	-0.02%	3.76%
2014	0.98%	1.34%	0.91%	1.01%	0.12%	0.81%	-0.65%	0.69%	-1.56%	-0.84%	0.28%	0.29%	3.39%
2013	1.40%	1.26%	0.40%	1.39%	0.23%	-1.14%	1.82%	0.89%	1.62%	2.35%	0.22%	0.96%	11.95%
2012	2.19%	3.02%	1.67%	-0.83%	-0.42%	-0.18%	1.36%	1.34%	1.66%	2.25%	0.99%	2.05%	16.11%
2011	2.40%	2.43%	0.68%	1.43%	0.18%	-0.19%	-0.49%	-0.61%	-0.91%	4.29%	-2.38%	0.81%	7.74%
2010	1.70%	-0.47%	4.35%	2.09%	-0.65%	-0.03%	2.99%	0.51%	2.28%	1.93%	-1.01%	1.66%	16.30%
2009	-	-	-	-	-	-	-	-	-	0.36%	0.78%	2.45%	3.62%

The above performance pertains to the performance since inception of the WB Opportunities Master Fund and is not of the BCO UCITS Fund. UCITS Funds have to abide by certain investment restrictions and consequently the performance of Butler Credit UCITS Fund may not be similar to that presented above. These performance figures refer to the past and past performance is not a reliable guide to the future performance. The WB Opportunities Fund was amalgamated into BCO UCITS Fund on 31.12.2018

Laurent Kenigswald

Managing Director

Laurent Kenigswald has more than 21 years of experience in Credit and 10 years as Economist. He was a senior portfolio manager of Barep Global Credit (BGC), a €500m credit hedge fund. In 2006, BGC was awarded "Best European Multi Strategy Fund" of the year from Hedge Fund Review. Prior to this, Laurent was a credit sell side analyst at Crédit Lyonnais, Natixis and Aurel Leven, managed a portfolio of Brady bonds (Emerging Markets sovereign debt) at BNPParibas and was a senior economist at the Direction de la Prévision in the French Ministry of Economy and Finance.

Olivier de Parcevaux

Director

Olivier de Parcevaux has been a credit portfolio advisor, analyst and manager since 2001. In 2007, he joined Barep Global Credit Fund as a portfolio manager under Laurent Kenigswald leadership. He was responsible for the utilities, energy, chemical, packaging and general industrials sectors. Prior to joining BGC, he was a high yield buy-side analyst for AXA IM and for CDC Ixis and the head office and as a credit sell-side analyst for Credit Lyonnais.

Cyril Furtak

Director

Cyril Furtak has been working with the credit portfolio advisory team since 2003 and as a credit portfolio manager since 2005. In 2003, he joined the Barep Global Credit Fund as a credit portfolio analyst and later he was promoted to portfolio manager and worked under Laurent Kenigswald leadership. Prior to this, Cyril worked at Renault Nissan as a business analyst for the Executive Committee.

↑ 0.70% *

Butler Credit Opportunities UCITS Fund

Long/Short European Credit

December 2019

Performance Statistics (since inception)*	WBO USD A2 class	BCO EUR Founder class
	Oct 2009 - Dec 2018	May 2017-present
Profitable Months (% total)	70.27%	62.50%
Maximum Drawdown	-2.38%	-1.05%
Months to Recover	4	1
Annualized Return	8.08%	3.94%
Annualized Daily Volatility	3.08%	1.65%
Annualized Monthly Volatility	4.03%	2.01%
Sharpe Ratio - ann. d. volatility	2.58	2.33
Sharpe Ratio - ann. m. volatility	1.97	1.92

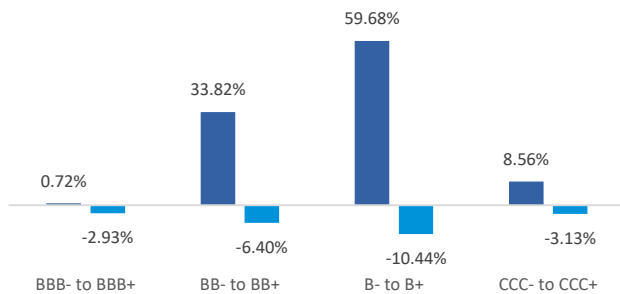
Current Butler Credit Opportunities UCITS Fund Portfolio Statistics	
Number of Positions	154
Gross Exposure ¹	165.74%
Net Exposure ²	66.62%
Beta adjusted Net Exposure ³	97.08%
Modified Duration	2.12
YTCensusus ⁴	2.54%
Spread Duration	2.86

	Butler Credit Opportunities UCITS Fund Current Exposures (% NAV)		
	Long	Short	Net
L/S General	96.14%	-12.10%	84.04%
L/S Relative	8.07%	-10.48%	-2.41%
Spec Sit Credit	0.00%	0.00%	0.00%
Trad /Hedg	11.23%	-26.23%	-15.01%
Total	115.43%	-48.81%	66.62%

The above performance pertains to the performance since inception of the WB Opportunities Master Fund and is not of the BCO UCITS Fund. UCITS Funds have to abide by certain investment restrictions and consequently the performance of Butler Credit Opportunities UCITS Fund may not be similar to that presented above. These performance figures refer to the past and past performance is not a reliable guide to the future performance. The WB Opportunities Fund was amalgamated into BCO UCITS Fund on 31.12.2018

The performance figures quoted above represent the performance of the Butler Credit Opportunities UCITS Fund since launch on 15th May 2017. These performance figures refer to the past and past performance is not a reliable guide to future performance.

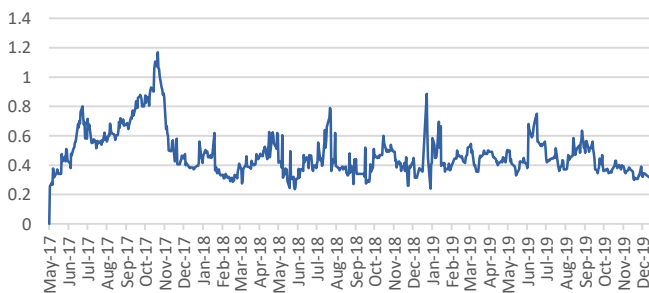
BCO UCITS Fund Current Rating Exposure⁵ (% NAV)



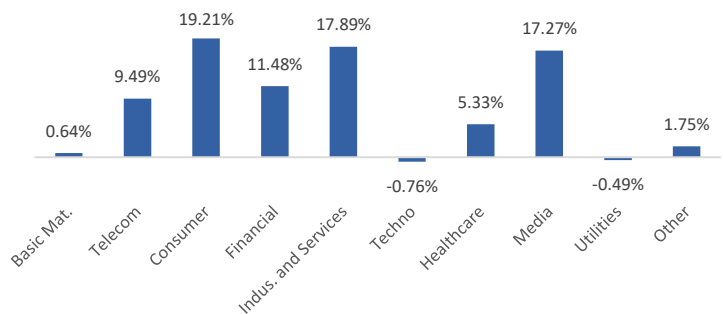
Butler Credit Opportunities Fund Largest Long Strategies (ex. Indexes and Futures) ⁵	
Name	% NAV
SFR	6.01%
ALTICE	5.49%
CIRSA FINANCE	3.33%
UNITED GROUP	3.11%
BERRY GLOBAL	2.35%
Total	20.29%

Butler Credit Opportunities Fund Largest Short Strategies (ex. Indexes and Futures) ⁶	
Name	% NAV
ARCELORMITTAL	-1.63%
NEXANS	-1.54%
STAPLES	-0.66%
MACY'S	-0.58%
LOUIS DREYFUS	-0.58%
Total	-4.98%

BCO UCITS Fund MC VaR99 5 days (%)



BCO UCITS Fund Sector Net Exposure (% NAV)



¹ Gross Exposure = sum of long and net exposure per share as a percent of NAV

² Net Exposure = difference between long and short exposure per share expressed as a percent of NAV Including equity hedges (Index, Futures, Options, etc.)

³ Beta Adjusted Net Exposure = Beta Adjusted Market Value of long positions less

Beta adjusted Market Value of short positions expressed as percent of Net Asset Value. Including equity hedges (Index, Futures, Options, etc.)

⁴ The lowest yield to all possible redemption scenarios, except where on a fixed to floating rate security it is the yield to the next call date, or if there is a maturity or call date announced by the entity, the yield to that date.

⁵ Single names only

⁶ Long and Short positions held in the same company or group of companies have been aggregated and/or netted to express BCO's net exposure to them

Contact Details

Investor Contact

MontLake Funds (UK) Ltd
Park House, 116 Park Street
London, W1K 6AF
T: +44 20 3709 4510
investorrelations@montlakefunds.com

Management Company

MontLake Management Ltd
23 St. Stephen's Green
Dublin 2, Ireland
T: +353 1 533 7020
investorrelations@montlakefunds.com

Investment Manager

Butler Investment Managers Limited
11 Hanover Street,
London, W1S 1YQ
T: +44 (0) 207 319 7707
info@butler-ig.com

Disclaimer

RISK WARNING: Past performance is not a reliable indicator of future results, prices of investments and the returns from them may fall as well as rise. Investments in equities are subject to market risk. Changes in exchange rates may have an adverse effect on the value price or income of the product. The MontLake Butler Credit Opportunities UCITS Fund (the "Fund") may use higher leverage and financial derivative instruments as part of the investment process. The distribution of this report does not constitute an offer or solicitation and this notice shall not be construed as an offer of sale in any other fund managed or advised by Butler Investment Managers Limited or MontLake Management Limited ("ML"). Any investment in the Fund should be based on the full details contained in the Fund's Supplement Prospectus and Key Investor Information Document which together with the MontLake UCITS Platform ICAV Prospectus may be downloaded from the MontLake website (www.montlakeucits.com). Information given in this document has been obtained from, or based upon, sources believed by us to be reliable and accurate although neither ML nor Butler Investment Managers Limited accept liability for the accuracy of the contents. The Representative in Switzerland is ACOLIN Fund Services AG, Leutschenbachstrasse 50, CH-8050 Zurich, whilst the Paying Agent is NPB Neue Privat Bank AG, Limmatquai 1/am Bellevue, P.O. Box, CH-8024 Zurich. In respect of the units distributed in or from Switzerland, the place of performance and jurisdiction is at the registered office of the Swiss representative. The basic documents of the Fund as well as the annual and, if applicable, semi-annual report may be obtained free of charge at the registered office of the Swiss Representative. Issued and approved by MontLake Management Ltd. ML does not offer investment advice or make recommendations regarding investments. The Manager of the Fund is MontLake Management Ltd, a company regulated by the Central Bank of Ireland. The Investment Manager for the fund, Butler Investment Managers Limited is authorised and regulated by the Financial Conduct Authority (the "FCA"). The MontLake UCITS Platform ICAV is registered and regulated as an open-ended Irish collective asset-management vehicle with segregated liability between sub-Funds formed in Ireland under the Irish Collective Asset management Vehicles Act 2015 and authorised by the Central Bank as a UCITS pursuant to the UCITS Regulations. This notice shall not be construed as an offer of sale in the Fund. The state of the origin of the Fund is the Republic of Ireland. The performance data do not take account of the commissions and costs incurred on the issue and redemption of units. Authorised and Regulated by the Central Bank of Ireland.