

FACTSHEET

Performance Returns

The Butler Credit Opportunities UCITS Fund (BCO UCITS) returned 1.16% in February (EUR Institutional Class Founder ISIN: IE00BF2CW131 BB Ticker: MLBCEIF).

Investment Objective & Strategy

Butler Credit Opportunities UCITS is a long/short European Credit fund with a long term target to deliver 8-10% annualized returns while maintaining portfolio volatility below 5% over the credit cycle. The BCO UCITS Fund team uses a unique 3 step investment approach placing risk management and preservation of capital at the centre of portfolio management while constantly seeking opportunities to generate superior risk adjusted returns.

- Stage 1: With their long-standing experience in markets, the team recognizes that the portfolio Beta should always reflect the optimal level of risk in order to preserve capital or generate superior Alpha. The BCO UCITS Fund's portfolio managers systematically implement a Top-Down approach in order to determine the optimal level of risk for the portfolio.
- Stage 2: Bottom up focuses on the fundamental analysis of individual securities, assessing key financial parameters for each bond evaluating its potential as a long or short position.
- Stage 3: Portfolio construction determines the capital allocated to each strategy/position taking into account risk, liquidity, volatility, etc.

Monthly Commentary

In many respects, February proved very similar to January. Equity and HY markets continued to regain most of their Q4 2018 losses mainly in anticipation of 3 positive events (i) US and China reaching a wide-ranging trade agreement, hence re-boosting global trade (ii) Central banks moving away from their contemplated tightening measures, and actually implementing accommodative ones (iii) the slowdown in global growth bottoming-out partly due to the above events.

Whilst US markets rebounded in January, their progression slowed down significantly in February. Conversely, European assets retained most of their strength, in particular the single B focused HE20 index, which even did slightly better (up 2.4% MTD, 4.6% YTD and recovered 80% of its Q4 2018 losses), suggesting a possible rebound in global growth.

The BCO Fund (Founder class) was up 1.16% in February and 1.25% in January. As in the previous month, this was due to our apt beta positioning (c. 60% on average throughout the month). Alpha generation was almost flat, as profitable sector rotation (into the Q4 2018 underperformers such as Auto and Parts, Retail) was counter-balanced with losses on the Vallourec short and the underwhelming performance by some of our biggest longs.

The Equity and HY assets rally did however begin to lose steam in early March, with even the B-rated €HY succumbing to profit-taking. Whilst difficult to time, this retrenchment was predictable, especially given the delay and uncertainty in relation to the positive events anticipated in (i) and (iii) above. Even more worrying has been the cold market reaction other than by the Govies, to the ECB's unexpectedly fast and dovish response to the Eurozone's recent economic performance. Therefore, we deemed it prudent to reduce beta towards c. 40%.

Butler Credit UCITS Fund Performance (EUR Institutional Class Founder)

	Jan	Feb	Mar	Apr	May	Jun	Jul	Aug	Sept	Oct	Nov	Dec	YTD
2019	1.25%	1.16%											2.43%
2018	0.58%	0.16%	-0.22%	1.01%	-0.52%	-0.02%	1.07%	0.17%	0.25%	-0.18%	-0.29%	-0.58%	1.42%
2017	-	-	-	-	0.73%	-0.29%	0.53%	-0.04%	0.69%	0.91%	-0.60%	-0.18%	1.74%

The performance figures quoted above represent the performance of the Butler Credit Opportunities UCITS Fund since launch on 15th May 2017. These performance figures refer to the past and past performance is not a reliable guide to future performance.

WB Opportunities Fund Ltd Performance Class A2 USD Shares (Non-UCITS)*

	Jan	Feb	Mar	Apr	May	Jun	Jul	Aug	Sep	Oct	Nov	Dec	YTD
2017	0.09%	0.67%	-0.15%	0.88%	-	-	-	-	-	-	-	-	1.50%
2016	-0.38%	-0.97%	2.58%	2.02%	0.37%	-0.80%	1.21%	1.73%	-0.58%	1.01%	0.14%	1.73%	8.28%
2015	0.89%	1.69%	0.24%	0.56%	0.34%	-0.65%	0.16%	-0.78%	-0.46%	1.08%	0.67%	-0.02%	3.76%
2014	0.98%	1.34%	0.91%	1.01%	0.12%	0.81%	-0.65%	0.69%	-1.56%	-0.84%	0.28%	0.29%	3.39%
2013	1.40%	1.26%	0.40%	1.39%	0.23%	-1.14%	1.82%	0.89%	1.62%	2.35%	0.22%	0.96%	11.95%
2012	2.19%	3.02%	1.67%	-0.83%	-0.42%	-0.18%	1.36%	1.34%	1.66%	2.25%	0.99%	2.05%	16.11%
2011	2.40%	2.43%	0.68%	1.43%	0.18%	-0.19%	-0.49%	-0.61%	-0.91%	4.29%	-2.38%	0.81%	7.74%
2010	1.70%	-0.47%	4.35%	2.09%	-0.65%	-0.03%	2.99%	0.51%	2.28%	1.93%	-1.01%	1.66%	16.30%
2009	-	-	-	-	-	-	-	-	-	0.36%	0.78%	2.45%	3.62%

The above performance pertains to the performance since inception of the WB Opportunities Master Fund and is not of the BCO UCITS Fund. UCITS Fund have to abide by investment restrictions and consequently the performance of Butler Credit UCITS Fund may not be similar to that presented above. These performance figures refer to the past and past performance is not a reliable guide to the future performance. The WB Opportunities Fund was amalgamated into BCO UCITS Fund on 31.12.2018

THE MANAGER



Laurent Kenigswald
Managing Director

Laurent Kenigswald has more than 21 years of experience in Credit and 10 years as Economist. He was a senior portfolio manager of Barep Global Credit (BGC), a €500m credit hedge fund. In 2006, BGC was awarded "Best European Multi Strategy Fund" of the year from Hedge Fund Review. Prior to this, Laurent was a credit sell side analyst at Crédit Lyonnais, Natixis and Aurel Leven, managed a portfolio of Brady bonds (Emerging Markets sovereign debt) at BNPParibas and was a senior economist at the Direction de la Prévision in the French Ministry of Economy and Finance.

Olivier de Parcevaux
Director

Olivier de Parcevaux has been a credit portfolio advisor, analyst and manager since 2001. In 2007, he joined Barep Global Credit Fund as a portfolio manager under Laurent Kenigswald leadership. He was responsible for the utilities, energy, chemical, packaging and general industrials sectors. Prior to joining BGC, he was a high yield buy-side analyst for AXA IM and for CDC Ixis and the head office and as a credit sell-side analyst for Credit Lyonnais.

Cyril Furtak
Director

Cyril Furtak has been working with the credit portfolio advisory team since 2003 and as a credit portfolio manager since 2005. In 2003, he joined the Barep Global Credit Fund as a credit portfolio analyst and later he was promoted to portfolio manager and worked under Laurent Kenigswald leadership. Prior to this, Cyril worked at Renault Nissan as a business analyst for the Executive Committee.

FUND FACTS

Structure	UCITS Fund
Domicile	Ireland
Liquidity	Weekly with daily indicatives
Fund AUM	€ 482.3 million
Strategy AUM	€ 543.5 million
Inception	15 th May 2017
Share Class	Institutional B Pooled
Currency	EUR/CHF/USD/GBP
Mgt. Fee	1.1%
Perf. Fee	20%
Min Init. Sub.	100,000
ISIN Codes/ BB tickers	EUR: IE00BF2CWF72/MLBCEIB CHF: IE00BF2CWFH96/MLBCCIB USD: IE00BF2CWW11/MLBCUIB GBP: IE00BF2CWG89/MLBCBGI

Share Class	Retail Pooled
Currency	EUR/CHF/USD/GBP
Mgt. Fee	1.5%
Perf. Fee	20%
Min Init. Sub.	1,000
ISIN Codes/ BB tickers	EUR: IE00BF2CWW26/MLBCERP CHF: E00BF2CWM40/MLBCOCR USD: IE00BF2CWN56/MLBCURP GBP: IE00BF2CWL33/MLBCGRP

Butler Credit Opportunities UCITS Fund

Long/Short European Credit

February 2019

Performance Statistics (since inception)*	WBO USD A2 class* Oct 2009 - Dec 2018	BCO EUR Founder class** May 2017-present
Profitable Months (% total)	70.27%	54.55%
Maximum Drawdown	-2.38%	-1.05%
Months to Recover	4	1
Annualized Return	8.08%	3.14%
Annualized Daily Volatility	3.08%	1.64%
Annualized Monthly Volatility	4.03%	2.02%
Sharpe Ratio - ann. d. volatility	2.58	1.83
Sharpe Ratio - ann. m. volatility	1.97	1.49

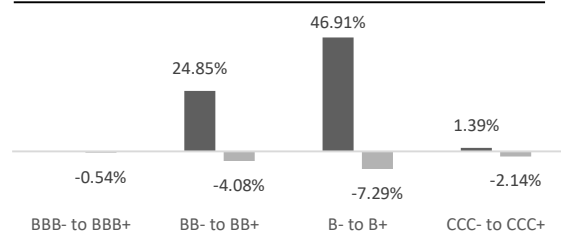
*The above performance pertains to the performance since inception of the WB Opportunities Master Fund and is not of the BCO UCITS Fund. UCITS Fund have to abide by investment restrictions and consequently the performance of Butler Credit UCITS Fund may not be similar to that presented above. These performance figures refer to the past and past performance is not a reliable guide to the future performance. The WB Opportunities Fund was amalgamated into BCO USITS Fund on 31.12.2018

**The performance figures quoted above represent the performance of the Butler Credit Opportunities UCITS Fund since launch on 15th May 2017. These performance figures refer to the past and past performance is not a reliable guide to future performance.

Current Butler Credit Opportunities UCITS Fund Portfolio Statistics	
Number of Positions	101
Gross Exposure ¹	134.50%
Net Exposure ²	77.73%
Beta adjusted Net Exposure ³	56.91%
Modified Duration	1.87
YTCensusus ⁴	2.62%
Spread Duration	1.96

Butler Credit Opportunities UCITS Fund Current Exposures (% NAV)			
	Long	Short	Net
L/S General	71.98%	-13.05%	58.92%
L/S Relative	1.17%	-0.99%	0.18%
Spec Sit Credit	0.00%	0.00%	0.00%
Trad /Hedg	32.96%	-14.34%	18.63%
Total	106.11%	-28.38%	77.73%

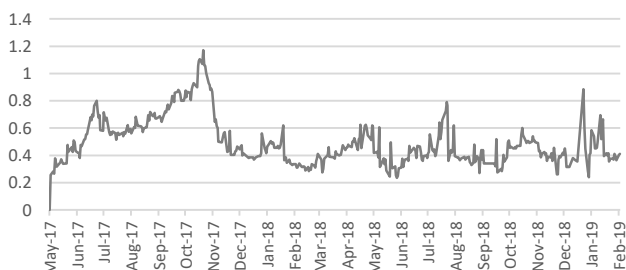
BCO UCITS Fund Current Rating Exposure⁶ (% NAV)



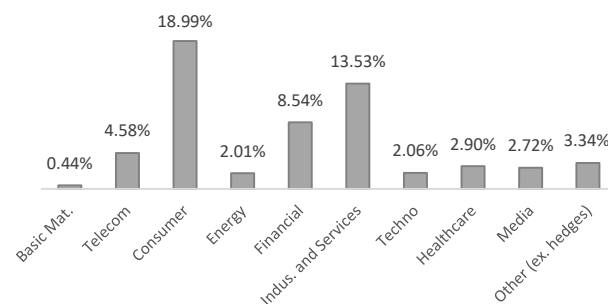
Butler Credit Opportunities Fund Largest Long Strategies (ex. Indexes and Futures) ⁵	
Name	% NAV
ALTICE	5.05%
NETFLIX	4.06%
SMURFIT KAPPA	2.81%
NIDDA	2.77%
RECORDATI	2.63%
Total	17.33%

Butler Credit Opportunities Fund Largest Short Strategies (ex. Indexes and Futures) ⁵	
Name	% NAV
ALTICE	-2.14%
NEXANS	-1.71%
CHEMOURS	-0.82%
LOUIS DREYFUS	-0.80%
OCI	-0.72%
Total	-6.19%

BCO UCITS Fund MC VaR99 5 days (%)



BCO UCITS Fund Sector Net Exposure (% NAV)



¹ Gross Exposure = Sum of Market Value of each position, as % NAV
² Net Exposure = Market Value of long positions less Market Value of short, as percent of NAV. Including equity hedges (Index, Futures, Options, etc.)
³ Beta Adjusted Net Exposure = Beta Adjusted Market Value of long positions less Beta adjusted Market Value of short positions expressed as percent of Net Asset Value. Including equity hedges (Index, Futures, Options, etc.)

⁴ The lowest yield to all possible redemption scenarios, except where on a fixed to floating rate security it is the yield to the next call date, or if there is a maturity or call date announced by the entity, the yield to that date.
⁵ Long and Short positions held in the same company or group of companies have been aggregated and/or netted to express BCO's net exposure to them
⁶ Single names only

Contact Details

Investor Contact
ML Capital Ltd
 Park House, 116 Park Street
 London, W1K 6AF, UK
 T: +44 20 3709 4510
 investorrelations@mlcapital.com

Management Company
MontLake Management Ltd
 23 St. Stephen's Green,
 Dublin 2, Ireland
 T: +353 1 533 7020
 investorrelations@mlcapital.com

Investment Manager
Butler Investment Managers Limited
 11 Hanover Street,
 London, W1S 1YQ
 T: +44 (0) 207 319 7707
 info@butler-ig.com

Disclaimer

RISK WARNING: Past performance is not a reliable indicator of future results, prices of investments and the returns from them may fall as well as rise. Investments in equities are subject to market risk. Changes in exchange rates may have an adverse effect on the value price or income of the product. The Butler Credit Opportunities UCITS Fund (the "Fund") may use higher leverage and financial derivative instruments as part of the investment process. The distribution of this report does not constitute an offer or solicitation and this notice shall not be construed as an offer of sale in any other fund managed or advised by Butler Investment Managers Limited or MontLake Management Limited ("ML"). Any investment in the Fund should be based on the full details contained in the Fund's Supplement Prospectus and Key Investor Information Document which together with the MontLake UCITS Platform ICAV Prospectus may be downloaded from the MontLake website (www.montlakeucits.com). Information given in this document has been obtained from, or based upon, sources believed by us to be reliable and accurate although neither ML nor Butler Investment Managers Limited accepts liability for the accuracy of the contents. The state of origin of the Fund is the Republic of Ireland. The Representative in Switzerland is ACOLIN Fund Services AG, Leutschenbachstrasse 50, CH-8050 Zurich, whilst the Paying Agent is NPB Neue Privat BankAG, Limmatquai 1/am Bellevue, P.O. Box, CH -8024 Zurich. In respect of the units distributed in or from Switzerland, the place of performance and jurisdiction is at the registered office of the Swiss representative. The basic documents of the Fund as well as the annual and, if applicable, semi-annual report may be obtained free of charge at the registered office of the Swiss Representative. Issued and approved by MLC Management Ltd. The performance data do not take account of the commissions and costs incurred on the issue and redemption of units. ML does not offer investment advice or make recommendations regarding investments. The Manager of the Fund is MontLake Management Ltd, a company regulated by the Central Bank of Ireland. The Investment Manager for the fund, Butler Investment Managers Limited is authorised and regulated by the Financial Conduct Authority (the "FCA"). The MontLake UCITS Platform ICAV is registered and regulated as an open-ended Irish collective asset-management vehicle with segregated liability between sub-Funds formed in Ireland under the Irish Collective Asset management Vehicles Act 2015 and authorised by the Central Bank as a UCITS pursuant to the UCITS Regulations. This notice shall not be construed as an offer of sale in the Fund. The state of the origin of the Fund is the Republic of Ireland. The performance data do not take account of the commissions and costs incurred on the issue and redemption of units. Authorised and Regulated by the Central Bank of Ireland.