

FACTSHEET

THE MANAGER

Performance Returns Summary

The finnCap Slide Rule UCITS Fund returned **-6.65% for the month of December** (GBP Inst Founder Class), **underperforming the benchmark by 89bps**. In the ten complete months the fund has been operating it has delivered **-10.1%**, **outperforming the benchmark by 322bps**. Net return since launch on 12th February 2018 is **-11.1%**.

Investment Objective & Strategy

The UK smaller companies universe is full of excellent investment opportunities but it is very large (1,500+ stocks) and suffers from limited and inconsistent research coverage. The finnCap solution is an internally-developed investment analysis tool, The Slide Rule, to dramatically simplify the identification of the best companies. Using The Slide Rule, finnCap has developed a stock picking system, called QVGM+, which is used to find the "best" 80-100 stocks. It is these companies into which the fund will invest. The system's core factors are Quality, Value, Growth and Momentum plus a screen for financial quality and stress. The typical company in the resultant portfolio is one with above average growth and above average ROCE (return on capital employed).

Monthly Commentary for December 2018

- **Q4 saw an aggressive market sell-off. The benchmark fell a further 5.8% in December, with AIM down 7.7% and FTSE Small Cap down 3.8%.** In 2018 as a whole, the benchmark fell 15.3%. To provide some wider context, the FTSE250 was down 5.5% in December and 17.5% in 2018. The whole market has been dealt a blow through a mixture of declining global growth expectations, worries about international trade, rising interest rates and, of course, Brexit. The sell-off has been particularly cruel to growth stocks, making this a difficult environment for the fund which, of course, has a material growth bias.
- **Fund NAV decreased 6.7% in December, underperforming the benchmark (-5.8%) by 89bps.** For Q4 as a whole, underperformance was only 157bps which we see as somewhat remarkable given the heavy blow dealt to the growth segment of the market.
- Interestingly **13 companies (21% of the portfolio)** generated positive returns in December despite the heavily negative direction of the market.
- **There were some excellent relative performances in the portfolio in December.** Most notable were: **Quartix (+10.4%), Everyman (+6.8%), 888 (+6.5%), Gem Diamonds (+5.7%), RhythmOne (+5.6%), Tristel (+5.3%) and Character (+4.7%).**
- **With the market generally very weak, only two companies stand out as material underperformers: Learning Tech (-27.7%), and Taptica (-47.5%).** The latter suffered due to the shock resignation of its CEO but earnings forecasts have remained unchanged.

Key Fund Characteristics

- The current portfolio contains **62** smaller companies that have been picked using our **QVGM+ quantitative process**. These companies are the **best blend of quality and growth** in the UK smaller companies market (£100m - £4bn market capitalisation) after testing for cash flow quality, dividend affordability and financial stress.
- The portfolio aims for broadly an **equal-weight** in each company and the median market capitalisation of portfolio holdings is currently circa £300m.
- **Quality:** the portfolio has a median Free Cash Flow Return on Capital Employed (RoCE) of **25%**, about 2.5x the UK smaller companies median of 9.0%.
- **Growth:** the portfolio has a median revenue growth rate of **10.5%** and operating profit growth rate of **24%**, both growth rates approximately double the UK smaller-co. average.
- **Value:** the portfolio has a median EV/EBIT multiple of **c13.0x** and median P/E multiple of **c16.0x**. This represents a c15% premium to the UK smaller companies average.

*The Benchmark is the simple average of the FTSE AIM all-share and the FTSE Small Cap index

UCITS Performance Detail

	Jan	Feb	Mar	Apr	May	Jun	Jul	Aug	Sept	Oct	Nov	Dec	Y-T-D
2018	-	-1.15%	-0.54%	4.49%	2.41%	0.17%	0.46%	1.95%	0.50%	-11.77%	-0.47%	-6.65%	-11.08%

The performance figures quoted above represent the performance of the finnCap Slide Rule UCITS Fund since launch on the 12th of February 2018. These performance figures refer to the past and past performance is not a reliable guide to future performance.



Raymond Greaves

Head of Research, finnCap

Raymond Greaves, Head of Research at finnCap, originally built and developed the Slide Rule investment tool and the QVGM+ stock selection system. Raymond has a first class degree in Mechanical and Aeronautical Engineering from Brunel University. He has worked as an equity analyst for over 20 years, on both buy-and sell-side at N.M. Rothschild, Merrill Lynch, Collins Stewart and finnCap.

Mark Tubby

Fund Manager

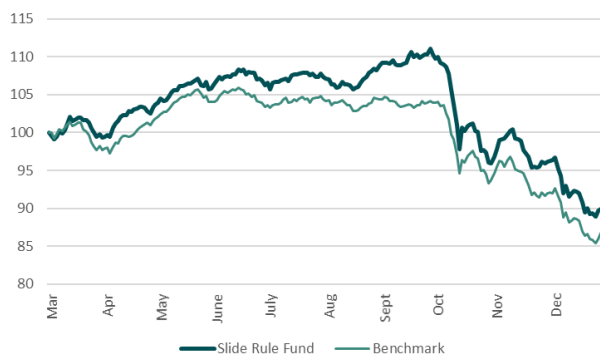
Mark has managed international equities and derivatives for a variety of funds, including pension, unit trust and sovereign wealth. Mark is an Associate of the UK Securities and Investment Institute and former member of the CFA Society of the UK (formerly UK Society of Investment Professionals).

FUND FACTS

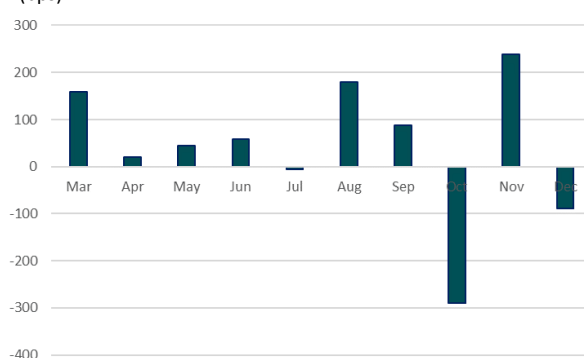
Structure	UCITS Fund
Domicile	Ireland
Liquidity	Daily
Fund AUM	£2.4 million
Inception	12 February 2018
Share Class	Founder Shares
Currency	EUR/USD/CHF/GBP
Mgt. Fee	1.00%
Perf. Fee	0.00%
Min Init. Sub.	£1,000
ISIN Codes	EUR: IE00BFFF4274 USD: IE00BFFF4H92 CHF: IE00BFFF4G85 GBP: IE00BFFF4F78
Share Class	Class A Shares
Currency	EUR/USD/CHF/GBP
Mgt. Fee	1.00%
Perf. Fee	10%
Min Init. Sub.	£1,000
ISIN Codes	EUR: IE00BFFF4K22 USD: IE00BFFF4N52 CHF: IE00BFFF4M46 GBP: IE00BFFF4L39

Performance Charts

- Slide Rule Fund NAV absolute performance 1/3/18 – 31/12/18 versus Benchmark (rebased to 1 March 2018)

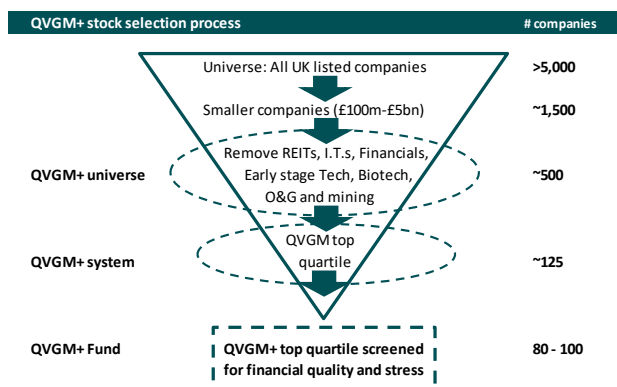


- Slide Rule Fund NAV monthly relative performance vs Benchmark (bps)



Investment Strategy Chart

- The QVGM+ investment process illustrated



Contacts

- **UK sales:**
Mark Whitfeld
+44 (0)20 3772 4697
mwhitfeld@finncap.com

How to invest

- All relevant documentation is on the MontLake website:
<http://www.montlakeucits.com/>

Contact Details

Investor Contact

ML Capital Ltd
Park House, 116 Park Street
London, W1K 6AF, UK
T: +44 20 3709 4510
info@mlcapital.com

Management Company

MLC Management Limited
23 St. Stephens Green
Dublin 2, Ireland
T: +353 1 533 7020
investorrelations@mlcapital.com

Investment Manager

finncap Ltd
60 New Broad Street
London, EC2M 1JJ
T: +44 20 7220 0500
info@finncap.com

Disclaimer

Risk Warning: Past performance is not a reliable indicator of future results, prices of investments and the returns from them may fall as well as rise. Investments in equities are subject to market risk. Changes in exchange rates may have an adverse effect on the value price or income of the product. The finnCap Slide Rule UCITS Fund (the "Fund") may use higher leverage and financial derivative instruments as part of the investment process. The distribution of this report does not constitute an offer or solicitation. Any investment in the Fund should be based on the full details contained in the Fund's Supplement Prospectus and Key Investor Information Documents which together with the Montlake UCITS Platform ICAV Prospectus may be downloaded from the MontLake website (www.montlakeucits.com). Information given in this document has been obtained from, or based upon, sources believed by us to be reliable and accurate although ML Capital does not accept liability for the accuracy of the contents. finnCap is authorised and regulated by the U.K. Financial Conduct Authority. ML Capital does not offer investment advice or make recommendations regarding investments. The Manager of the Fund is MLC Management Ltd, a company regulated by the Central Bank of Ireland. The MontLake UCITS Platform ICAV is registered and regulated as an open-ended Irish collective asset-management vehicle with segregated liability between sub-Funds formed in Ireland under the Irish Collective Asset-management Vehicles Act 2015 and authorised by the Central Bank as a UCITS pursuant to the UCITS Regulations. ML Capital Asset Management Ltd is regulated by the Central Bank of Ireland. This notice shall not be construed as an offer of sale in the Fund. The state of origin of the Fund is the Republic of Ireland. Issued and approved by ML Capital Asset Management Ltd. Authorised and Regulated by the Central Bank of Ireland.