

FACTSHEET

THE MANAGER

Performance Returns

The North MaxQ Macro UCITS Fund (USD Inst. Class) return for the February 2018 period (31<sup>st</sup> January 2018 to 28<sup>th</sup> February 2018) was 1.56% bringing the year-to-date return to 3.27%.

Fund Overview

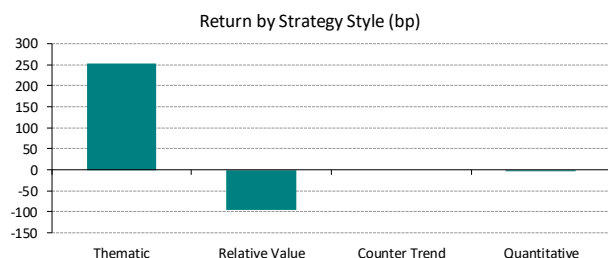
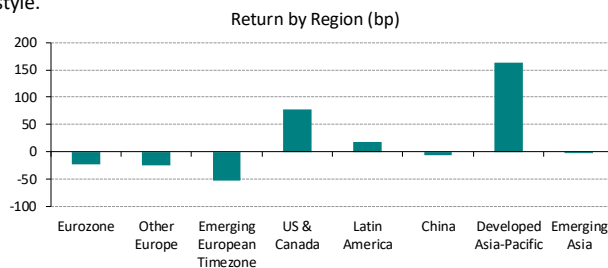
The North MaxQ Macro UCITS Fund is a global macro fund that seeks to generate absolute positive returns over a market cycle that is uncorrelated to other global macro managers, the broad fund universe as well as interest rate, foreign exchange and equity indices. The investment manager identifies micro-economic and country specific imbalances to develop views and corresponding trading strategies. These strategies provide a diverse source of alpha and are expressed through thematic, relative value, counter-trend and quantitative exposures. The exposures are constructed to offer the best asymmetric payoff, while minimising expected correlations and providing protection against downside gap-risk. The investment manager prefers to take risk across a number of different strategies. Risk is monitored in real-time at the strategy and portfolio level and individual strategy stop-loss limits are established at the inception of each trade.

Monthly Market Commentary

February witnessed the largest equity market sell-off since August 2015. The fundamental factor was due to the growing concern that global inflation, especially in the US, will surprise to the upside, resulting in the Fed tightening to a greater extent than expected. The technical factor that drove the sell-off was the widespread selling from various systematic strategies. February saw European growth and inflation data below consensus expectations, which should result in a continued accommodative policy by the ECB. Loose monetary policy, a deceleration of growth, and uncertainty surrounding Italian politics should weigh on the Euro. Norwegian and Swedish inflation surprised to the downside. However, we believe the recent move will reverse and allow both central banks to raise rates in Q3 of this year, as financial conditions are extremely loose. UK releases were mixed, with positive supply side data, offset by a weak consumer. Ultimately, as Brexit negotiations disappoint, UK assets will underperform other markets. Overall US data has been positive, with inflation and wage data surprising to the upside. Finally, Chinese and Australian data is starting to suggest slowing growth, which should support our short on the Australian dollar. February Fund performance was positive with contributions from the short equity exposures, long USD and short Korean Won. Looking forward we continue to believe that the fundamental factor behind the sell-off, namely the concern of higher interest rates, will reassert itself, which should lead to increased market volatility. Hence, the Fund's exposure remains skewed to benefit from further and sustained market sell-offs.

Performance Attribution

Out of a total of 40 strategies that were active during the month of February, 14 had a positive return, 14 had a negative return and 12 were essentially flat. 7 strategies were added and 5 were closed. The figures below show the performance attribution across different regions and by strategy style.



Nick D'Onofrio is a Co-Founder, Managing Partner and Chief Executive Officer at North Asset Management. Nick has over 20 years of experience within the industry. Nick is a former Executive

Director at Morgan Stanley within the Finance Department and headed the credit risk team that focused on managing the inherent risk in the broad array of products traded at Morgan Stanley, including fixed income, foreign exchange, equities and commodities. Prior to Morgan Stanley, Nick worked at Swiss Banking Corporation and ABN AMRO. He holds a Bachelor's degree from Harvard University.

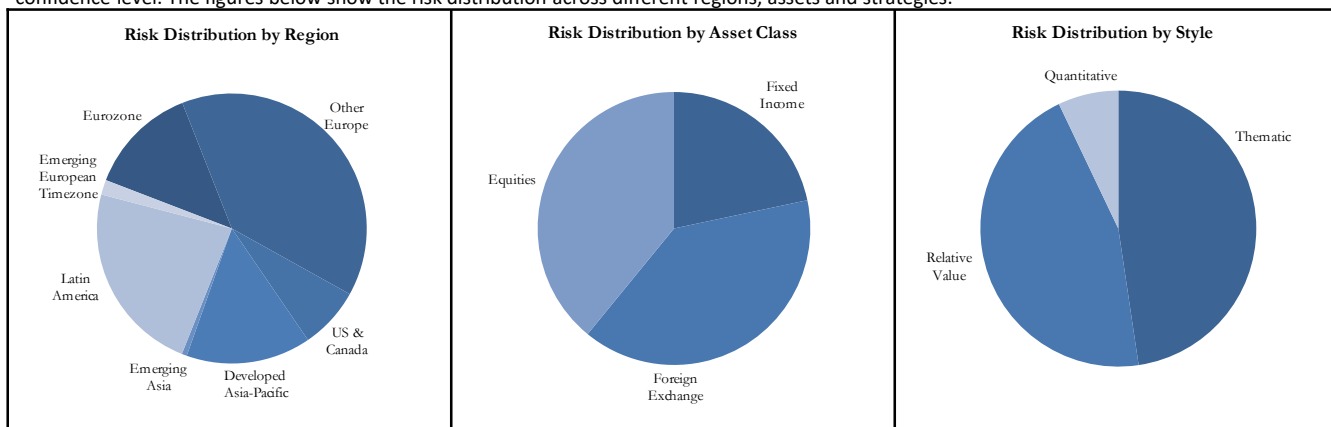
FUND FACTS

Structure	UCITS Fund
Domicile	Ireland
Liquidity	Weekly
Fund AUM	\$41.67m
Inception	1st April, 2014
Share Class	<b>Institutional/Institutional Pooled</b>
Currency	EUR/GBP/CHF/USD
Mgt. Fee	1.50%
Perf. Fee	20%
Min Init. Sub.	100,000
ISIN Codes	EUR: IE00BH3H5S94/IE00BH3H5T02 GBP: IE00BH3H5Y54/IE00BH3H5X48 CHF: IE00BH3H5Z61/IE00BH3H6082 USD: IE00BH3H6421/IE00BH3H6314

Share Class	<b>Retail Pooled</b>
Currency	EUR/GBP/CHF/USD
Mgt. Fee	2.00%
Perf. Fee	20%
Min Init. Sub.	10,000
ISIN Codes	EUR: IE00BH3H5V24 GBP: IE00BH3H5W31 CHF: IE00BH3H6199 USD: IE00BH3H6207

### Risk Distribution

As of month end, the North MaxQ Macro UCITS Fund had a Value-at-Risk ("VaR") exposure of **1.19%** of its net asset value on a 1-day return 95% confidence level. The figures below show the risk distribution across different regions, assets and strategies:



#### Regions

##### Eurozone

**Other Europe:** United Kingdom, Switzerland, Norway, Sweden, Czech Republic, Hungary, Poland

**Emerging European Time-zone (EET):** Turkey, South Africa, Saudi Arabia, Israel, Romania, Russia

**US & Canada:** USA, Canada

**Latin America:** Mexico, Brazil, Chile, Columbia, Peru, Argentina, Venezuela

##### China

**Developed Asia-Pacific:** Australia, Hong Kong, Japan, New Zealand, Singapore, South Korea, Taiwan

**Emerging Asia:** India, Indonesia, Malaysia, Philippines, Thailand

#### USD Institutional Share Class\*

#### Asset Classes

**Fixed Income:** Sovereign bonds, interest rate swap & swaptions, inflation-linked bonds & swaps, futures, options and CDS

**Foreign Exchange:** FX spot, forwards and options

**Equities:** Equities, futures and options

#### Strategy Style

**Thematic:** Macro views seeking to exploit dislocations between fundamentals and market value

**Relative Value:** Perceived mis-pricings in two closely correlated assets

**Counter Trend:** Opportunistic directional exposures due to overextended investor positioning, deteriorating fundamental support and a breakdown in price momentum

**Quantitative:** Systematic quantitative strategies derived using quantitative investment models and expressed through FX and interest rates

	Jan	Feb	Mar	Apr	May	Jun	Jul	Aug	Sep	Oct	Nov	Dec	Y-T-D
2018	1.68%	1.56%											<b>3.27%</b>
2017	-1.66%	0.13%	-0.89%	-0.37%	-0.19%	-1.72%	0.20%	0.03%	-1.03%	-0.82%	-3.34%	-3.87%	<b>-12.80%</b>
2016	-0.48%	-4.08%	0.31%	1.11%	0.47%	-6.70%	-0.46%	-5.93%	-0.50%	4.68%	-4.55%	0.96%	<b>-14.69%</b>
2015	-1.86%	2.22%	0.41%	1.73%	2.47%	-1.00%	3.20%	2.04%	-4.69%	1.55%	1.49%	0.10%	<b>7.63%</b>
2014	-	-	-	-2.67%	1.50%	-0.28%	1.52%	1.86%	3.10%	0.32%	-1.00%	-6.08%	<b>-2.04%</b>

\*The performance figures quoted above represent the performance of the North MaxQ Macro UCITS Fund – USD Institutional Class. The table shows month-on-month performance since its launch on 1st April 2014. Month-on-month performance is measured with respect to the last Wednesday of each calendar month. These performance figures refer to the past and past performance is not a guarantee of future performance or a reliable guide to future performance.

### Contact Details

#### Investor Contact

**North Asset Management- Charlotte Hervouet**  
50 Hans Crescent  
London  
T: +44 20 7590 7601  
ch@north-int.com

#### Investment Manager

**ML Capital Asset Management Ltd**  
23 St. Stephen's Green  
Dublin 2, Ireland  
T: +353 1 533 7020  
Investorrelations@mlcapital.com

#### Sub Investment Manager

**North Asset Management LLP**  
50 Hans Crescent  
London  
T: +44 20 7590 7600  
info@northllp.com

### Disclaimer

**Risk Warning:** Past performance is not a reliable indicator of future results, prices of investments and the returns from them may fall as well as rise. Investments in equities are subject to market risk and, potentially, to currency exchange rate risk. The North MaxQ Macro UCITS Fund (the "Fund") may use financial derivative instruments as a part of the investment process. The distribution of this report does not constitute an offer or solicitation. Any investment in the Fund should be based on the full details contained in the Fund's Supplement Prospectus and Key Investor Information Documents which together with the MontLake UCITS Platform ICAV Prospectus may be downloaded from the MontLake website ([www.montlakeucits.com](http://www.montlakeucits.com)). Information given in this document has been obtained from, or based upon, sources believed by us to be reliable and accurate although neither ML Capital nor North Asset Management LLP accepts liability for the accuracy of the contents. North Asset Management LLP is authorised and regulated by U.K. Financial Conduct Authority. ML Capital does not offer investment advice or make recommendations regarding investments. The Manager of the Fund is MLC Management Ltd, a company regulated by the Central Bank of Ireland. The MontLake UCITS Platform ICAV is registered and regulated as an open-ended Irish collective asset-management vehicle with segregated liability between sub-Funds formed in Ireland under the Irish Collective Asset-management Vehicles Act 2015 and authorised by the Central Bank as a UCITS pursuant to the UCITS Regulations. ML Capital Asset Management Ltd is regulated by the Central Bank of Ireland. This notice shall not be construed as an offer of sale in the Fund. The state of origin of the Fund is the Republic of Ireland. The Representative in Switzerland is ACOLIN Fund Services AG, Affolternstrasse 56, CH-8050 Zurich, whilst the Paying Agent is NPB Neue Privat Bank AG, Limmatquai 1/am Bellevue, P.O. Box, CH-8022 Zurich. In respect of the units distributed in or from Switzerland, the place of performance and jurisdiction is at the registered office of the Swiss representative. The basic documents of the Fund as well as the annual and, if applicable, semi-annual report may be obtained free of charge at the registered office of the Swiss Representative. Issued and approved by ML Capital Asset Management Ltd. Authorised and Regulated by the Central Bank of Ireland.